

Samuel Listens and Obeys

1 Samuel 3

A Busy Day

Every day Samuel was busy helping Eli, his teacher, and learning at the Tabernacle. Now it was bedtime and Samuel was TIRED! Samuel yawned a big yawn and stretched his arms. Samuel felt sleepy. After he got himself ready for bed, he lay down and closed his eyes.

The Voice

Then something strange happened! Just as Samuel was going to sleep, he heard someone call “Samuel! Samuel!” Samuel sat straight up in his bed.

“Eli must be calling me,” he said. Samuel jumped out of his bed. He ran to where Eli slept. “Here I am, Eli. You called me?” Samuel asked.

Eli looked surprised. “I did not call you,” Eli said. “Go back to bed, Samuel.” Samuel went back to his bed and lay down.

Everything was quiet again. “Samuel, Samuel!” Samuel heard the voice a second time. Again Samuel ran to Eli. “Here I am. You called me?” he asked.

“No,” Eli said. “I did not call you. Now go back to bed.” So Samuel went back to his bed and lay down.

A third time Samuel heard the voice. “Samuel, Samuel!” And once more he ran to Eli. “Here I am. You called me, Eli?” Then Eli knew it was God who was calling Samuel.

Samuel Obeys

“When you hear the voice again,” Eli told Samuel, “say ‘Speak to me, God, I am listening.’” Samuel went back to his bed and lay down.


Soon Samuel heard the voice again. “Samuel, Samuel!” Samuel said, “Speak to me, God. I am listening.” Then something WONDERFUL happened. God spoke to Samuel! God told Samuel how to obey Him. Samuel listened carefully to everything God told him.

Conclusion

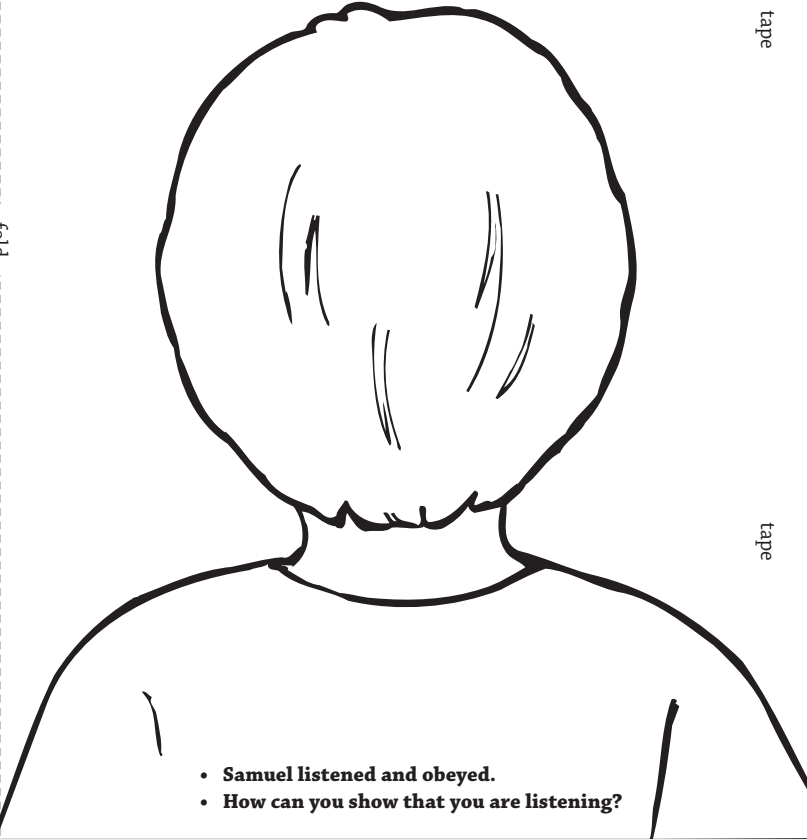
Samuel showed His love for the Lord by listening and obeying. We can show that we love the Lord, too. We can listen to our moms and dads and teachers. We can obey them, too.

Name _____

“Come and listen to the words of the Lord.” (See Joshua 3:9.)



fold



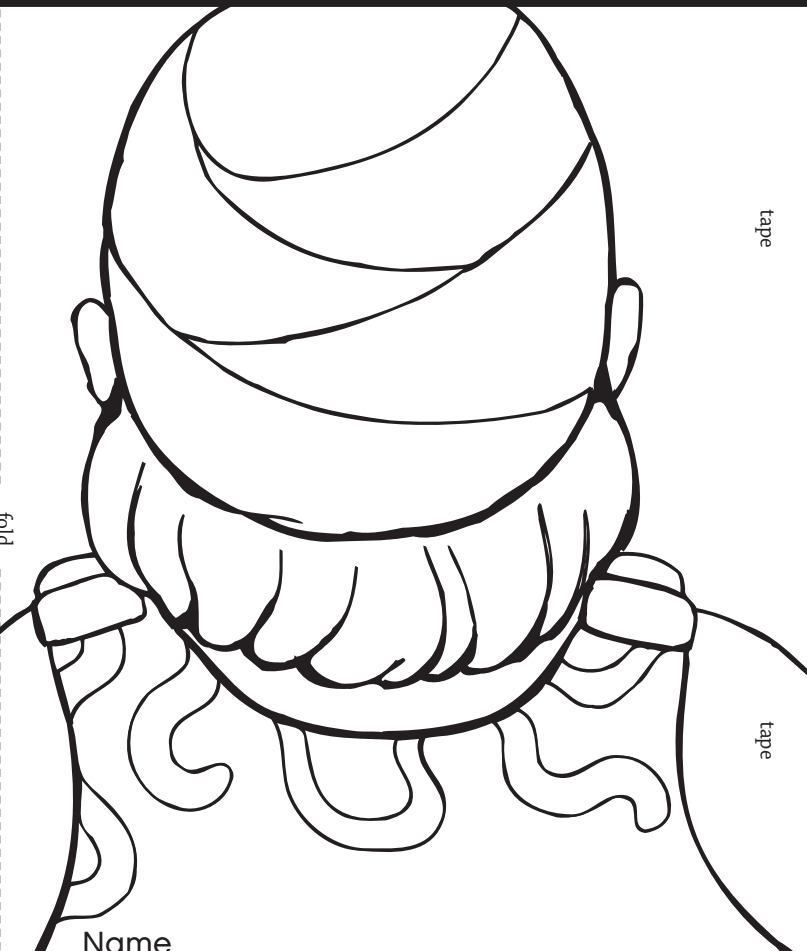
tape

tape

- Samuel listened and obeyed.
- How can you show that you are listening?



fold



tape

tape

Name _____

- Teacher cuts and prefolds page.
- Child colors figures and folds them to make puppets.
- Teacher helps child tape side of puppets.
- Child slips hand into bottom of puppet to use it.

